

Type:	Fiber optic closure, thermo-mechanical type	
PN:	FOBP-M-xx, see ordering informations	REV: 2.0
Date:	20.06.2018	PL
Modification:	15.09.2021	DP

Distribution fiber

FIBRAIN FOBP fiber optic closure, thermo-mechanical type of ports seals



DESCRIPTION:

- Maximum capacity 288 splices
- Thermic and mechanical type of port seals
- 2 cable glands with multiplication inserts, 4 round cable entry and 1 oval port for uncut cables
- Pole and wall mounting
- Optional adapter panel
- Built-in organizer for fiber optic tubes
- Possibility of mounting Alubox splitters
 - 1:4, 1:8 mounted in splice tray
 - 1:16 mounted in dedicated handle

TECHNICAL SPECIFICATION:

Technical data:	FOBP-144	FOBP-288
Max. number of splices	144	288
Max. number of splice trays	12	24
Max. capacity of splice tray	12	
Range of cable diameter for 2 mechanical ports	3-6mm, 4,5-6,5mm, 6-8mm, 8-10mm, flat 8.3x4.6mm, 2-20mm	
Max. quantity of cable per one mechanic port	4 (insert: 3-6mm, 6-8mm, 8-10mm, flat 8.3x4.6mm), 6 (insert 4,5-6,5mm), X* (membrane type insert 2-20mm)	
Range of cable diameter for 4 round thermic ports [mm]	6 - 20	
Range of cable diameter for a thermic oval port [mm]	8 - 25	
Max. quantity of cable installed	17*	
Dimensions [mm]	293x438x162	293x568x162
Leakproofness of ports	Mechanic and thermic	
Type of entrance cables	Duct cable, aerial cable	
Operation temperature	-40°C - +70°C	
IP protection	IP68	
Pull box compatibility:		
-minimum chamber diameter [mm]	240	
-minimum chamber depth [mm]	350	

*while membrane type insert is used maximum number of cables depends on the diameter of the cable inserted










Type:	Fiber optic closure, thermo-mechanical type	
PN:	FOBP-M-xx, see ordering informations	REV: 2.0
Date:	20.06.2018	At
Modification:	15.09.2021	DP

Distribution fiber

EQUIPMENT:












Elements	Qty
Dome of the fiber optic closure	1 pcs
Base of the fiber optic closure	1 pcs
Internal cable organiser	1 pcs
Clamp	1 pcs
Installation clamps	2 pcs
Seal	1 pcs
Splice trays holder	1 pcs
Splice tray SCM-C-12H-GY	1 pcs
Seal kit for thermic ports FOBP.U1	1 pcs
Wall-mounting adapter	1 pcs
Accessories set (clip with glue, sand paper, aluminium tape, insulating tape, cable ties)	1 pcs
Velcro tapes for cable tubes arrangement, width 16 mm	20 cm
Membrane type inserts for mechanical ports	2 pcs

ADDITIONAL EQUIPMENT:

	Splice tray	SCM-C-12H-GY
	Splice trays holder (capacity up to 4x SCM-C-12H-GY)	SCM-C-H-GY
	Adapters – SC SX/E2000 SX	A101-xx, ADR-xx
	Splitters	FPLC-xx in AluBox housing
	Pigtails	G-xx
	Cable reserve frame	SZ-D-FOBP-ZN-P
	Bottom mounting holder for cable reserve frame	UMD-SZ-D-FOBP-ZN-P

Type:	Fiber optic closure, thermo-mechanical type	
PN:	FOBP-M-xx, see ordering informations	REV: 2.0
Date:	20.06.2018	AŁ
Modification:	15.09.2021	DP

Distribution fiber

	Fibrain quick mounting holder for FOBP closure	FOBP.USM
	Multiplication insert for mechanical port 4x 3-6mm	FOBP.MPI.3-6.BL
	Multiplication insert for mechanical port 4x 6-8mm	FOBP.MPI.6-8.BL
	Multiplication insert for mechanical port 4x 8-10mm	FOBP.MPI.8-10.BL
	Multiplication insert for mechanical port 4x 8,3-4,6mm	FOBP.MPI.8.3-4.6.BL
	Multiplication insert for mechanical port 6x 4,5-6,5mm	FOBP.MPI.4.5-6.5.BL
	Membrane type IP54 inserts for mechanical ports	FOBP.MPI.MT.BL
	Accessories set (clip with glue, sand paper, aluminium tape, insulating tape, cable ties)	FOBP.AS
	Adapter panel 9x SC SX for 144F closure	FOBP.AP.09
	Adapter panel 18x SC SX for 288F closure	FOBP.AP.18
	Seal kit for thermic ports, heatshinks for oval ports and 4 pcs for round ports for 20 mm cable diameter	FOBP.U1

ORDERING INFORMATION:

FOBP-MA-XY-BBCDE-ZFFGHI-JJKLM-NOP-RST-U

Ordering syntax

A – Closure size

1 – 144 splices
2 – 288 splices

X – Insert type in 1st mechanical port

1 – membrane insert for aerial application
2 – 3-6 mm
3 – 6-8 mm
4 – 8-10 mm
5 – 8.3x4.6 mm (flat cable Aero DF)
6 – 4,5-6,5mm

Y – Insert type in 2nd mechanical port

1 – membrane insert for aerial application

Type:	Fiber optic closure, thermo-mechanical type	
PN:	FOBP-M-xx, see ordering informations	REV: 2.0
Date:	20.06.2018	PL
Modification:	15.09.2021	DP

Distribution fiber

	2 – 3-6 mm 3 – 6-8 mm 4 – 8-10 mm 5 – 8.3x4.6 mm (flat cable Aero DF) 6 – 4,5-6,5mm
BB – Splice trays qty C – splice tray cover	1 -12 (@144F closure), 1 - 24 (@288F closure) 1 – cover on first (top) splice tray 2 – cover on all splice trays
D – Splice trays holder qty E – Splice protectors	1-3 (@144F closure), 1-6 (@288F closure) 0 – without 1 – in equipment (quantity consistent with the splice trays and their capacity)
Z – Adapter panel	0 – without 1 – 9 x SC SX (for 144F closure) 2 – 18 x SC SX (for 288F closure)
FF – Adapters qty G – Adapters grade	1-9 (@144F closure), 1-18 (@288F closure) 1 – Standard One-Piece 2 – Premium One-Piece with internal shutter
H – Adapters type	1 – SC/PC 2 – SC/APC 3 – E2000/PC 4 – E2000/APC
I – Transmission	1 – SM 2 – MM
JJ – Pigtail qty K – Connector type	1-18 1 – SC/PC 2 – SC/APC 3 – E2000/PC 4 – E2000/APC
L – Pigtail grade M – Fiber type	G – Gold A – G.652D B – G.655 C – G.656 D – G.657A1 E – G.657A2 F – G.657B2 G – G.657B3 H – MM OM1 I – MM OM2 K – MM OM3 L – MM OM4
N- Pneumatic volve	0 – without 1 – in equipment, non-mounted 2 – in equipment
O - Grounding line	0 – without 1 – in equipment
P – cable reserve frame	0 - without 1 – in equipment, non-mounted
R – Splitters qty 1:4 S – Splitters qty 1:8 T – Splitters qty 1:16	0 - 24 0 - 24 0 -1
U – Bottom mounting holder	0 – without 1 – in equipment, non-mounted

This document and the statements contained in it, are not intended for customers within the meaning of Civil Code. The information submitted in this document is to our knowledge and belief true at the time of issue, however, we do not assume any liability whatsoever for its accuracy, and completeness. This document is for informational purposes on an "as is" basis only, and Fibrain reserves the right to change its contents at any time without prior notice. The specification cannot in any case be considered an offer within the meaning of the Civil Code and is not contractually valid unless specifically authorized by Fibrain. Before using this product, its buyer and/or user has to make sure that it is suitable for the intended use. All liability issues related to this product are subjected to the seller's separate Terms of Sale or the terms and conditions agreed with the Fibrain representative or distributor.